

Usage and Pilot Lighting Instructions for your Gas Log System (with Heavy Duty Steel Handle)

GENERAL USE – How to Turn ON and OFF the gas logs:




Turn handle to the LEFT (Handle pointing towards LOGS) = FLAME ON

Turn handle to the RIGHT (Handle pointing UP) = FLAME OFF (Pilot ON)

*Note: For general use / flame operation, make sure you do not push the handle *IN* while turning - which will engage the pilot and cause it to go out. Just turn left/right without pushing in. (Only push the handle in if you are attempting to turn on or off the pilot, as seen in the relighting instructions below.)*

Pilot Lighting Instructions:

1. FIRST, turn the steel handle to the OFF position (far right) by pushing in the handle one third of the way in - and then turning to the Right / Clockwise. (Note: if you push in too far, you won't be able to turn the handle.)
2. Allow five (5) minutes for any gas in the firebox to dissipate. If after five minutes, you do not smell gas, proceed to step 3.
3. Without pushing in, turn the handle all the way to the LEFT – and then turn all the way to the RIGHT until the handle points straight up and you cannot turn to the RIGHT anymore.
4. In this position with the handle pointing UP (PILOT position), you may now light the pilot. Push the handle in firmly and fully and HOLD it in. Using a long match or lighter, near the thermocouple, light the pilot. Continue to push the handle in for approximately 30-60 seconds while everything warms up. You may then release the handle and the pilot will stay lit.

HANDLE POSITIONS		
		
Handle Pointed Towards Logs (LEFT)	Handle Pointed UP	Handle Pointed FAR RIGHT
<ul style="list-style-type: none"> Log Flame Is On 	<ul style="list-style-type: none"> Log Flame Is Off Pilot may be ON or OFF in this position If pilot is OFF – follow instructions to relight above (push in and hold to light pilot) 	<ul style="list-style-type: none"> Log Flame is OFF Gas is OFF Pilot is OFF Let rest for 5 mins before attempting to relight

For Gas Emergencies – step outside before calling:
Pacific Gas & Electric at 1-800-743-5000